

Portal Uczestnika Rynku Mocy User Manual

Certification process for supplementary auction

Version: 1.0

Update history

Date	Company	Version	Update details
25.03.2025	PSE S.A.	1.0	Publication of the document

Copyright © 2025 PSE S.A.

This document is the property of PSE S.A. and may be used only for the purpose for which it was made available.

Copying or distribution of the document, in whole or in part, in any form, is prohibited without prior written consent of PSE S.A.

TABLE OF CONTENTS

1	TECHNICAL REQUIREMENTS	4
2	APPLICATION FOR CERTIFICATION – GENERAL INFORMATION	5
2.1	Section I – The aim of the application	5
2.2	Section II – Capacity provider’s identification data	6
2.3	Section III – Powers of attorney and formal documents	8
3	APPLICATION FOR CERTIFICATION – CONTENT OF THE APPLICATION	10
3.1	Existing generating capacity market unit	10
3.1.1	Section IV - Capacity market unit establishment	10
3.1.2	Section V – Physical cross-border unit owner identification data and formal documents	14
3.1.2.1.	Section Va – Identification data of the physical cross-border unit owner	14
3.1.2.2.	Section Vb – Formal documents	17
3.1.2.3.	Section Vc – Location and technical parameters of physical cross-border unit	19
3.1.3.	Section VI – Technical parameters	22
3.1.4.	Section VII – Attachments	23
3.1.5.	Section VIII – Volume of capacity obligation	26
3.2	Unproven demand side response capacity market unit	27
3.2.1	Section IV - Capacity market unit establishment	27
3.2.2	Section V – Physical cross-border unit’s owner identification data and formal documents	31
3.2.2.1.	Section Va - Identification data of the physical cross-border unit owner	31
3.2.2.2.	Section Vb – Formal documents	34
3.2.2.3.	Section Vc – Location and technical parameters of physical cross-border unit	36
3.2.3	Section VI – Technical parameters	41
3.2.4	Section VII – Attachments	42
3.2.5	Section VIII – Volume of capacity obligation	43
3.3	Reviewing, editing and signing the application	44
4	BROWSING, WITHDRAWING AND RECTIFYING THE APPLICATIONS	48
4.1.	Downloading the application, appendixes to the application and certificates	49
4.1.1.	Generating the certificate	49
4.1.2.	Downloading the application and appendixes to the application	49
4.2.	Browsing remarks to the application	50
4.3.	Rectifying the application	50
4.4.	Withdrawing the application	51

1 TECHNICAL REQUIREMENTS

In order to use the Capacity Market Participant Portal (PURM) it is necessary to have a computer with Internet access. PURM supports the following internet browsers:

- Microsoft Edge,
- Mozilla Firefox,
- Google Chrome,
- Opera.

PURM requires the installation of Java Runtime Environment software, which is available at <https://www.oracle.com/java/>.

The installation manual can be found at <https://docs.oracle.com/en/java/javase/23/install/overview-jdk-installation.html>.

Access to PURM, allowing for participation in capacity market processes, requires setting up a user account. In order to set up an account, it is necessary to have a certificate and device allowing to sign documents with qualified electronic signature together with software provided by the signature provider.

Additionally, for Mozilla Firefox, Google Chrome and Opera browsers, a dedicated "Szafir SDK Web" extension and the "Szafir Host" application provided by the Krajowa Izba Rozliczeniowa are required. The required software is available at the following addresses:

- Installation for Google Chrome – <https://chrome.google.com/webstore/detail/podpis-elektroniczny-szaf/gjalhnomhafafonpdihijnbafkipc/>
- Installing applications for windows and linux – <https://www.elektronicznypodpis.pl/aplikacje-i-sterowniki>

NOTE: Notwithstanding of supporting other Internet browsers, it is recommended to use Google Chrome or Mozilla Firefox.

User account establishment, logging in and managing user account is described in the Portal Uczestnika Rynku Mocy User manual. Pre - auction proces, which is available at www.rynekmocy.pl.

2 APPLICATION FOR CERTIFICATION – GENERAL INFORMATION


To submit an application for certification for the supplementary auction, user shall select "**Certification**" → "**Application for certification for the supplementary auction of Capacity Market Units comprising physical cross-border units**".



Next, user shall confirm that the current terms of Capacity Market Rules have been read, understood and accepted by selecting "**I have read, understood and accepted current terms of the Capacity Market Rules**" checkbox and clicking "**Proceed to the application**". Please note that Capacity Market Rules are executed in Polish language version only. The translation is made for working purposes exclusively and should not be treated as binding or official.

NOTE!	
<input checked="" type="checkbox"/>	I have read, understood and accepted current terms of the Capacity Market Rules
<input type="button" value="Proceed to the application"/> <input type="button" value="Cancel"/>	

NOTE: Filling all mandatory fields, which are marked with an asterisk " * ", is required. In case of skipping any of these fields, proceeding to the next section is unavailable.

User can find icons  in selected areas of the application form. After positioning the cursor on the icon, hints for that section will be displayed.

If the information submitted in the application form is confidential, user is able to mark them as confidential by selecting the option "**The information in this section is confidential**".

<input checked="" type="checkbox"/>	The information in this section is confidential
-------------------------------------	---

2.1 Section I – The aim of the application

After accepting the Capacity Market Rules, user is transferred to Section I of the application for certification for the supplemental auction. First section of the application form concerns the aim of the application.

First, from the drop-down lists marked as "**Accepted pre-auction bid identification number**", user shall select the pre-auction bid for which the application for certification will be submitted. Each of them has its own identification number.

The drop-down lists display only bids which have been accepted or partially accepted during the pre-auction process, submitted by the capacity provider for which user is assigned with bidder or rightholder role.

In section marked as "**Subject matter of the application**", the option "**Establishment of the Capacity Market Unit for the first time**" is automatically selected.

After filling all mandatory fields, user shall proceed to next section by clicking "**Next section**".

2.2 Section II – Capacity provider’s identification data

In this section, user shall fill capacity provider’s identification data on behalf of whom application for certification is being submitted. The identification data in this section will be automatically entered into relevant fields, based on the data included in the pre-auction bid selected in **section I**.

II. Capacity provider's identification data

The name of the Capacity provider/first name and surname for a natural person: LITGRID AB

Legal form: foreign entity

Identification data

Tax identification number*: LT100005748413 REGON number: []

Number of entry in the relevant registry: [] PESEL number: []

Person does not have a PESEL number

Address of registered office / residence

Country: Lithuania Postcode: LT-09311

Place: Vilnius P.O. box: []

Street: A.Juozapavičiaus

House number: 13 Unit number: []

The correspondence address is the same as the address of registered office

Correspondence address

Country: Lithuania Postcode: LT-09311

Place: Vilnius

Street: A.Juozapavičiaus

House number: 13 Unit number: []

Additional information

[]

Contact details

Email address: adres@lt.lt

Telephone number: 000000000

Bank account number: LT 242150051000021766

Bank SWIFT code: 90571950

← Previous section Next section →

NOTE: There is no possibility to change the capacity provider's identification data at this stage. User has the possibility to enter additional data related to the capacity provider in the "Additional information" field.

II. Capacity provider's identification data

The name of the Capacity provider/first name and surname for a natural person: LITGRID AB

Legal form: foreign entity

Identification data

Tax identification number*: LT100005748413 REGON number: []

Number of entry in the relevant registry: [] PESEL number: []

Person does not have a PESEL number

Address of registered office / residence

Country: Lithuania Postcode: LT-09311

Place: Vilnius P.O. box: []

Street: A.Juozapavičiaus

House number: 13 Unit number: []

The correspondence address is the same as the address of registered office

Correspondence address

Country: Lithuania Postcode: LT-09311

Place: Vilnius

Street: A.Juozapavičiaus

House number: 13 Unit number: []

Additional information

[]

Bank account number: LT 242150051000021766

Bank SWIFT code: 90571950

← Previous section Next section →

Subsequently, user shall proceed to another section by clicking "Next section".

2.3 Section III – Powers of attorney and formal documents

In section III - "Powers of attorney and formal documents", user shall provide documents necessary to be identified as the person eligible to submit the application for certification. First, appropriate form of representation shall be chosen by selecting relevant radio button on the left side of the section.

On the right side of the form there are fields to attach relevant documents to the application.

NOTE: All annexes submitted to PURM shall be in .PDF format and shall be affixed with a qualified electronic signature of the person who submits the application. An exception is a power of attorney signed with a qualified electronic signature of representatives of the entity issuing it. The size limit for a single appendix is 20 MB.

The required attachments shall be variable, depending on the selected form of representation.

NOTE: Authorisation to submit applications for certification and act in the role of capacity provider (appendix 4.2 to Capacity Market Rules) shall be attached in Section Vb, at a subsequent step of filling in the application.

- "Capacity provider being a natural person" – annexes are not required.
- "Single-person legal representative of the capacity provider": in field marked as "Document confirming the representation arrangements" user shall attach:

- a current extract from a relevant registry regarding capacity provider, confirming the authorization of the person submitting the application for certification.

It is not required to add annexes in the other fields.

- "Legal representative of the capacity provider": in field marked as "Document confirming the representation arrangements" user shall attach:
 - a current extract from a relevant registry regarding capacity provider, confirming the authority of the person signing the power of attorney.


If user has not demonstrated his power of attorney in the previous capacity market processes, in field marked as "**Document confirming the authorisation to represent the capacity provider**" user shall attach:


- o appendix 4.3 do Capacity Market Rules "**Power of attorney for the register user**" authorising user to submit an application for certification on behalf of the capacity provider.

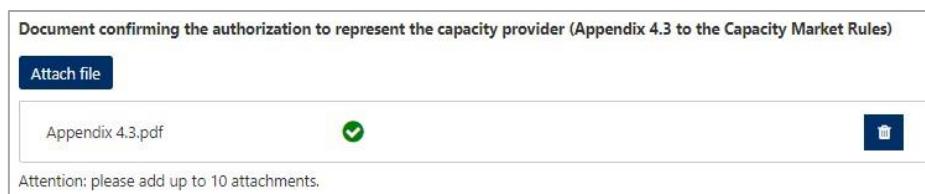
If user has demonstrated his power of attorney in the previous capacity market processes, attachment of one is not required.

NOTE: In the "Additional attachments" field, user may include other appendixes confirming the representation arrangements, helpful in evaluating the application for certification.

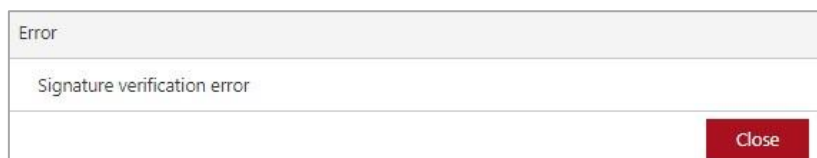
It is possible to mark added appendixes as confidential.


An erroneously added appendix can be deleted with the  button. When all required appendixes have been added, clicking "**Next section**" will start the process of uploading them.

If the appendix is affixed with qualified electronic signature properly and if the process of uploading it succeeded, the appendix will be marked with „”.




In case the appendix is not affixed with a qualified electronic signature, an error "**Signature verification error**" will be displayed.



If the attachment has not been properly signed with a qualified electronic signature and the upload process has failed, the attachment will be marked with "”.

It is forbidden to add appendixes in different than .PDF format. In case of uploading a file in other format, an error "**Invalid file format, allowed file formats: PDF**" will be displayed.



After correctly adding the appendixes, user shall proceed to next section by clicking "**Next section**".

NOTE: Each attachment is scanned for viruses and malware. Due to the scanning process, a preview of the submitted application and appendixes may be delayed.

3 APPLICATION FOR CERTIFICATION – CONTENT OF THE APPLICATION

In the certification for supplementary auction process, the capacity market unit comprising physical cross-border units shall be qualified as:

- existing generating capacity market unit or
- unproven demand-side response capacity market unit.

Depending on the type of capacity market unit selected in **section IV**, the content of the application is various. For this reason, the application for certification for both types of units is described separately in the following sub-chapters.

3.1 Existing generating capacity market unit

3.1.1 Section IV - Capacity market unit establishment

The completion of **section IV** shall start with name of the capacity market unit in the indicated field:

Name of the Capacity Market Unit*

NOTE: Name of the capacity market unit shall be freely determined by user. It is recommended that its name refers to the content of the capacity market unit, e.g. "ABC Power Station Unit 1".

Subsequently, from the drop-down list of capacity market unit types, user shall choose: "Existing generating capacity market unit".

Type of the Capacity Market Unit*

When this type of capacity market unit is selected, the **section IV** appearance is as below:

IV. Capacity Market Unit establishment

Name of the Capacity Market Unit*

Type of the Capacity Market Unit* Existing generating capacity market unit

Add a physical cross-border unit

Choose the unit from the list of physical cross-border units previously entered into the register Code of physical cross-border unit*

Enter the code of physical cross-border unit previously entered into the register Code of physical cross-border unit

Enter a new physical cross-border unit

Code of physical cross-border unit	EIC Code	Name of the physical cross-border unit	Gross maximum capacity [MW]	Net maximum capacity [MW]	Type of the physical cross-border unit
No units have been added					
Sum			0,000	0,000	

I agree to the acquisition by the PSE of metering/billing data concerning physical cross-border units declared for an auction in a given certification, from the commencement date of the delivery period to the end of the certificate validity period*

I declare that no circumstances referred to in Article 16 (2) of the Capacity Market Act have occurred or will occur for any physical cross-border unit that will form part of the Capacity Market Unit to be created*

I declare that all generating units included in physical cross-border units forming part of Capacity Market Unit to be created, have started commercial production before 4th of July 2019.

I declare that at least one of generating units included in physical cross-border units forming part of Capacity Market Unit to be created, has not started commercial production yet or has started commercial production on 4th of July 2019 or later.

I declare that none of the generating units included in physical cross-border units forming part of Capacity Market Unit to be created, will exceed the emission limit during delivery period which the certification regards.

I declare that at least one of generating units included in physical cross-border units forming part of Capacity Market Unit to be created, will exceed the emission limit during delivery period which the certification regards.

The following step is to add the individual physical cross-border units forming part of capacity market unit to be created. The user can do it in three different ways:

- by checking the box **"Choose the unit from the list of physical cross-border units previously entered into the register"** and selecting a physical cross-border unit from the list of units available to the user. This option is checked by default.

Add a physical cross-border unit

Choose the unit from the list of physical cross-border units previously entered into the register

Enter the code of physical cross-border unit previously entered into the register

Enter a new physical cross-border unit

Code of physical cross-border unit

Code of physical cross-border unit

JF/F73AD46F8B/2443
JF/ED9166C65B/2444
JF/8D45A08D77/3045

Add unit

or

- by checking the box **"Enter the code of physical cross-border unit previously entered into the register"** and entering the code of the physical cross-border unit in the relevant field (any unit can be indicated in this way),

Add a physical cross-border unit

Choose the unit from the list of physical cross-border units previously entered into the register

Enter the code of physical cross-border unit previously entered into the register

Enter a new physical cross-border unit

Code of physical cross-border unit

Code of physical cross-border unit

JF/F73AD46F8B/2443

Add unit

NOTE: The code of the physical cross-border unit can be found in the .pdf of the application for certification of capacity market unit comprising physical cross-border units in the section **"4. Capacity Market Unit establishment "**. It is of the form **JF/XXXXXXXX/nnnn**. Downloading the .pdf file with the application is described in section. 4.1.1.

4. Utworzenie jednostki rynku mocy					
Nazwa jednostki rynku mocy		JRM ist wytw			
Typ jednostki rynku mocy		istniejąca jednostka rynku mocy wytwórcza			
Jednostki fizyczne					
Lp.	Kod jednostki fizycznej	Nazwa jednostki fizycznej	Moc osiągalna brutto [MW]	Moc osiągalna netto [MW]	Dostawca mocy jest właścicielem jednostki
1	JF/D3F397DB02/11883	JF wytw zagr	11,0	10,0	<input checked="" type="checkbox"/>
Suma			11,0	10,0	

or

- by checking the box **"Enter a new physical cross-border unit"** and entering the required data of the unit.

Name of the Capacity Market Unit*

Type of the Capacity Market Unit* Existing generating capacity market unit ▼

Add a physical cross-border unit

Choose the unit from the list of physical cross-border units previously entered into the register

Enter the code of physical cross-border unit previously entered into the register

Enter a new physical cross-border unit

Code of physical cross-border unit

Code of physical cross-border unit

Name of the physical cross-border unit* Add unit

Type of the physical cross-border unit Existing physical cross-border generating unit ▼

Net maximum capacity [MW]*

Gross maximum capacity [MW]*

EIC Code* ?

+ Add another EIC code

In order to add physical cross-border unit, user shall provide its data such as: "Name of physical cross-border unit", "Net maximum capacity", "Gross maximum capacity" and "EIC Code" in relevant fields. "Type of physical cross-border unit" is not editable.

Code of physical cross-border unit

Code of physical cross-border unit

Name of the physical cross-border unit* Add unit

Type of the physical cross-border unit Existing physical cross-border generating unit ▼

Net maximum capacity [MW]*

Gross maximum capacity [MW]*

EIC Code* ?

+ Add another EIC code

After choosing the physical cross-border unit or filling in the data, "Add unit" button is activated. Clicking it adds the physical cross-border unit to the capacity market unit which is indicated by adding new record to the table.

The capacity market unit, in accordance with Article 16 (1) of the Capacity Market Act, may comprise more than one physical cross-border unit.

Code of physical cross-border unit	EIC Code	Name of the physical cross-border unit	Gross maximum capacity [MW]	Net maximum capacity [MW]	Type of the physical cross-border unit	
JF/307834ACT6/9956	145QWE30283, 2456WE30783	E_block_1	<input type="text" value="10,000"/>	<input type="text" value="9,000"/>	Existing physical cross-border generating unit	
Physical Unit 1 ?	243FZWE30782	E_block_2	<input type="text" value="10,000"/>	<input type="text" value="8,000"/>	Existing physical cross-border generating unit	
Sum			20,000	17,000		

NOTE: User may edit the net and gross maximum capacity by clicking on the relevant field in the table.

An erroneously added physical cross-border unit can be deleted with the button in the table.

Code of physical cross-border unit	EIC Code	Name of the physical cross-border unit	Gross maximum capacity [MW]	Net maximum capacity [MW]	Type of the physical cross-border unit
JF/307834ACT6/9956	145QWE30283, 2456WE30783	E_block_1	10,000	9,000	Existing physical cross-border generating unit
Physical Unit 1 ?	243FZWE30782	E_block_2	10,000	8,000	Existing physical cross-border generating unit
Sum			20,000	17,000	

After adding all physical cross-border units to the capacity market unit, in order to proceed with the application, user shall make the following statements:

- "I agree to the acquisition by the PSE of metering/billing data concerning physical cross-border units declared for an auction in a given certification, from the commencement date of the delivery period to the end of the certificate validity period."
- "I declare that no circumstances referred to in Article 16 (2) of the Capacity Market Act have occurred or will occur for any physical cross-border unit that will form part of the Capacity Market Unit to be created."

by selecting relevant checkboxes below.

<input checked="" type="checkbox"/>	I agree to the acquisition by the PSE of metering/billing data concerning physical cross-border units declared for an auction in a given certification, from the commencement date of the delivery period to the end of the certificate validity period*
<input checked="" type="checkbox"/>	I declare that no circumstances referred to in Article 16 (2) of the Capacity Market Act have occurred or will occur for any physical cross-border unit that will form part of the Capacity Market Unit to be created*

NOTE: Submission of both statements is required to continue submitting the application for certification.

Moreover, certification form requires to submit declarations regarding the commercial production start date and the CO₂ emission limits. First, user shall choose from two possible options regarding the commercial production start date, listed below:

- **Declaration 1.A:** "I declare that all generating units included in physical cross-border units forming part of Capacity Market Unit to be created have started commercial production before 4th of July 2019."
- **Declaration 1.B:** "I declare that at least one of generating units included in physical cross-border units forming part of Capacity Market Unit to be created has not started commercial production yet or has started commercial production on 4th of July 2019 or later."

by selecting relevant radio button.

<input type="radio"/>	I declare that all generating units included in physical cross-border units forming part of Capacity Market Unit to be created, have started commercial production before 4th of July 2019.
<input type="radio"/>	I declare that at least one of generating units included in physical cross-border units forming part of Capacity Market Unit to be created, has not started commercial production yet or has started commercial production on 4th of July 2019 or later.

Subsequent declarations regarding the CO₂ emission limits:

- **Declaration 2.A:** "I declare that none of the generating units included in physical cross-border units forming part of Capacity Market Unit to be created will exceed the emission limit during delivery period which the certification regards."
- **Declaration 2.B:** "I declare that at least one of generating units included in physical cross-border units forming part of Capacity Market Unit to be created will exceed the emission limit during delivery period which the certification regards."

It is required to submit one of them by selecting relevant radio button.

<input type="radio"/>	I declare that none of the generating units included in physical cross-border units forming part of Capacity Market Unit to be created, will exceed the emission limit during delivery period which the certification regards.
<input type="radio"/>	I declare that at least one of generating units included in physical cross-border units forming part of Capacity Market Unit to be created, will exceed the emission limit during delivery period which the certification regards.

NOTE: The names and numbering of the declarations have been entered for the purpose of this manual only.

After filling all mandatory fields, user shall proceed to another section by clicking "**Next section**".

In the meantime, system checks if the requirements mentioned in Article 16(1) of the Capacity Market Act are fulfilled. Positive verification enables user to proceed to the next section. Otherwise, a relevant message will be displayed and "Next section" button will be disabled until all necessary corrections are entered.

3.1.2 Section V – Physical cross-border unit owner identification data and formal documents

Section V concerns the owner identification data and formal documents of the physical cross-border units forming part of the capacity market unit.

NOTE: If the capacity market unit comprises more than one physical cross-border unit, the owner's identification data and formal documents shall be completed for each physical cross-border unit separately. It is possible to switch between tabs related to individual physical cross-border units by selecting a relevant tab from the panel above.

The screenshot shows a dark blue header bar with the text "V. Physical cross-border unit owner identification data and formal documents" and a downward arrow. Below this is a red button with the text "Physical Unit 1".

3.1.2.1. Section Va – Identification data of the physical cross-border unit owner

The following step is to provide identification data of the physical cross-border unit's owner.

NOTE: In case of addition of a physical cross-border unit in Section IV using the option "Choose the unit from the list of physical cross-border units previously entered into the register", fields in this section will be automatically completed with the data from the register.

The screenshot shows a form titled "Va. Identification data of the physical cross-border unit owner". It includes a checkbox for "Capacity provider is the owner of physical cross-border unit in question". Below this are fields for "The name of the Capacity provider/first name and surname for a natural person*" and "Legal form*". The form is divided into two main sections: "Identification data" and "Contact details".

Identification data:

- Tax identification number: XX0000000000
- REGION number: [field]
- Number of entry in the relevant registry: [field]
- PESEL number: [field]
- Person does not have a PESEL number:

Contact details:

- Email address: [field]
- Telephone number: [field]

Address of registered office / residence:

- Country*: [dropdown]
- Postcode*: [field]
- Place*: [field]
- P.O. box: [field]
- Street: [field]
- House number*: [field]
- Unit number: [field]
- The correspondence address is the same as the address of registered office:

Correspondence address:

- Country*: [dropdown]
- Postcode*: [field]
- Place*: [field]
- P.O. box: [field]
- Street: [field]
- House number*: [field]
- Unit number: [field]

Additional information: [text area]

Next section →

NOTE: After checking "Capacity provider is the owner of physical cross-border unit in question", fields in this section will be automatically filled in with data submitted in section III. Section Vb is omitted.

JF/307834AC76/9956	Physical Unit 1
▼ Va. Identification data of the physical cross-border unit owner	
<input checked="" type="checkbox"/> Capacity provider is the owner of physical cross-border unit in question	

The completion of this section shall start with name of the physical cross-border unit's owner and its legal form. In case of entities based outside of the Republic of Poland, user shall select **"foreign entity"** from the drop-down list marked as **"Legal form"**.

Legal form* ▼

foundation

other

natural person

sole proprietor

foreign entity

simple joint stock company

Identification data

Tax identification number

Number of entry in the relevant registry

Person does not have a PESEL number

NOTE: If the desired legal form is not on the list, user shall select "other" and indicate that form in the field marked as "Additional Information".

▼ Va. Identification data of the physical cross-border unit owner

Capacity provider is the owner of physical cross-border unit in question

The name of the Capacity provider/first name and surname for a natural person*

Legal form* ▼

Identification data

Tax identification number **REGON number**

Number of entry in the relevant registry **PESEL number**

Person does not have a PESEL number

Contact details

Email address

Telephone number

Address of registered office / residence

Country* **Postcode***

Place* **P.O. box**

Street

House number* **Unit number**

The correspondence address is the same as the address of registered office

Correspondence address

Country* **Postcode***

Place* **P.O. box**

Street

House number* **Unit number**

Additional information

[Next section →](#)

Selected legal form determines the data to be provided in field marked as **"Identification data"**.

Depending on the requirements, user shall provide: NIP, REGON, KRS or PESEL of the physical cross-border unit owner. If the owner does not have an assigned PESEL number, select the **"Person does not have a PESEL number"**, which allows user to enter a passport number instead.

NOTE: In the case of a sole proprietor, select "sole proprietor" in the "Legal form", and further complete the NIP and REGON number. In this case, the PESEL number is not required.

If, under the regulations of the capacity market, more than one NIP, REGON or PESEL number is required (e.g., if it is necessary to provide data of all partners of a civil partnership), they should be entered in the **"Additional information"**.

In the next step, user shall enter contact details: **"Telephone number"** and **"E-mail address"**. The data are not required but may be useful in communication purposes.

Contact details

Email address

Telephone number

Next, physical cross-border unit owner's address details shall be filled, containing:

Address of registered office / residence

Country* Postcode*

Place* P.O. box

Street

House number* Unit number

The correspondence address is the same as the address of registered office

If the system does not recognize the place name, street name or postcode entered by user, a note **"Invalid postcode"** will be displayed. However, in the case of the registered office located outside Poland, the system does not forbid user to proceed.

Address of registered office / residence

Country*	Poland	Postcode*	11431
			Invalid postcode
Place*	Stockholm	P.O. box	
	Place not found. Make sure the provided name is correct		
Street	Karlavagen		
	Street not found. Make sure the provided name is correct		
House number*	1	Unit number	

The correspondence address is the same as the address of registered office

If the correspondence address is identical as the address of registered office or residence, user shall select the option " **The correspondence address is the same as the address of registered office** ":

The correspondence address is the same as the address of registered office

The address details will be copied automatically. After filling all mandatory fields, user shall proceed to another section by clicking "**Next section**".

3.1.2.2. Section Vb – Formal documents

Section Vb is only active if the capacity provider is not the owner of the physical cross-border unit.

Vb. Formal documents

Applicant and required documents

Legal representative of the owner's attorney

Document confirming the representation arrangements*

Attach file

No attachments

Attention: Please add at least 1 attachment

Maximum attachment size is 20 MB

Document confirming the authorization to represent the capacity provider (Appendix 4.2 to the Capacity Market Rules)*

Attach file

No attachments

Attention: Please add at least 1 attachment

Attention: please add up to 10 attachments.

Maximum attachment size is 20 MB

The information in the attachments is confidential

Additional attachments

Attach file

No attachments

Attention: please add up to 10 attachments.

Maximum attachment size is 20 MB

The information in the attachments is confidential

← Previous section

Next section →

On the right side of the form there are fields to attach relevant documents to the application.

NOTE: All appendixes submitted to PURM shall be in .PDF format and shall be affixed with a qualified electronic signature of the person who submits the application. An exception is a power of attorney signed with a qualified electronic signature of representatives of the entity issuing it. The size limit for a single appendix is 20 MB.

In field marked as "**Document confirming the representation arrangements**" user shall attach:

- a current extract from a relevant registry regarding physical cross-border unit's owner, confirming the authority of the person signing the power of attorney.


In field marked as "**Document confirming the authorisation to represent the capacity provider**" user shall attach:

- appendix 4.2 do Capacity Market Rules "**Authorisation to submit applications for certification and act in the role of capacity provider**" authorising user to use given physical cross-border unit in capacity market unit to be created.

It is possible to mark added appendixes as confidential.

An erroneously added appendix can be deleted with the  button.

When all required appendixes have been added, clicking "**Next section**" will start the uploading process.

If the appendix is affixed with qualified electronic signature properly and the process of uploading it succeeded, the appendix is marked with „”.

Document confirming the representation arrangements*

Current extract from a relevant registry.pdf ✔ 🗑️

Attention: Please add at least 1 attachment
Maximum attachment size is 20 MB

Document confirming the authorization to represent the capacity provider (Appendix 4.2 to the Capacity Market Rules)*

Attach file

Appendix 4.2.pdf ✔ 🗑️

Attention: Please add at least 1 attachment
Attention: please add up to 10 attachments.
Maximum attachment size is 20 MB

In case the appendix is not affixed with a qualified electronic signature, an error "**Signature verification error**" will be displayed.

Error

Signature verification error

Close

If the attachment has not been properly signed with a qualified electronic signature and the upload process has failed, the attachment will be marked with "❗".

It is forbidden to add appendixes in different than .PDF format. In case of uploading a file in other format, an error "**Invalid file format, allowed file formats: PDF**" will be displayed.

Attach file

❌ Invalid file format, allowed formats: PDF ✕

No attachments

Attention: please add up to 10 attachments.

After the appendixes has been added correctly, user shall proceed to next section by clicking "**Next section**".

NOTE: Each attachment is scanned for viruses and malware. Due to the scanning process, a preview of the submitted application and appendixes may be delayed.

3.1.2.3. Section Vc – Location and technical parameters of physical cross-border unit

Section Vc concerns the location and technical parameters of physical cross-border unit forming part of the capacity market unit which is the subject of the application for certification.

NOTE: In case of addition of a physical cross-border unit in Section IV using the option "Choose the unit from the list of physical cross-border units previously entered into the register", fields in this section will automatically be completed with the data from the register.

On the left side of the form, user shall enter the location of the physical cross-border unit. The mandatory fields are:

- "Country",
- "Place",
- "Postcode"
- „House number”.

NOTE: House number means the number of the building or property.

If a physical cross-border unit has not been assigned with a house number, the value "0" shall be entered in the "House number" field. Instead, the registration numbers of all the parcels with their respective precincts shall be entered in the "Additional information" field. In addition, it is possible to mark the information submitted in this section as confidential.

NOTE: It is also possible to attach a list of the parcels on which the physical cross-border unit is located in the field "Additional information" in Section Vb.

On the right side of the form, user can find section regarding the technical parameters of physical cross-border unit.

NOTE: The change of the net and gross maximum capacity of a physical cross-border unit is possible in Section IV.

The mandatory fields are:

- **"Function in the system"** – chosen in accordance with the list in section 6.2.2.2 of the Capacity Market Rules.

The screenshot shows a form with three main sections: 'Function in the system*', 'Technology of energy production*', and 'Additional parameters'. A dropdown menu is open for 'Function in the system*', displaying three options: 'Energy storage', 'Electricity generator', and 'Electricity and heat generator (cogeneration)'. The 'Energy storage' option is currently selected and highlighted in blue.

- **"Technology of energy production"** - chosen in accordance with the list in section 6.2.2.3 of the Capacity Market Rules.

The screenshot shows a form with three main sections: 'Technology of energy production*', 'Additional parameters', and 'Basic energy source*'. A dropdown menu is open for 'Technology of energy production*', displaying a list of energy production technologies: 'electrochemical battery', 'compressed or liquid air battery', 'flow battery', 'hybrid renewable energy source plant', 'kinetic energy reservoir (flywheel)', and 'photovoltaic module'. The 'electrochemical battery' option is currently selected and highlighted in blue. Below the dropdown, there is a checkbox labeled 'The information in this section is confidential'.

NOTE: If the given physical cross-border unit uses an energy production technology not included in the defined list, the option "other" shall be selected and information about the used energy production technology shall be entered in the field "Additional information".

- **"Basic energy source"** - chosen in accordance with the list in section 6.2.2.4 of the Capacity Market Rules.

The screenshot shows a form with four main sections: 'Additional parameters', 'Basic energy source*', 'Additional energy source', and 'Storage parameters**'. A dropdown menu is open for 'Basic energy source*', displaying five options: 'other biogas', 'agricultural biogas', 'biogas from wastewater treatment plants', 'biogas from thermal processes', and 'biogas from landfills'. The 'other biogas' option is currently selected and highlighted in blue. Below the dropdown, there is a checkbox labeled 'The information in this section is confidential'.

Field **"Additional energy source"** is optional. The rules for determining the energy production technology, basic and additional energy sources are contained in section 6.3.2.1(5) of the Capacity Market Rules. The field **"Additional information"** on the left side of the section serves to submit additional information helpful in the application verification process.

NOTE: If the given physical cross-border unit uses more than 2 energy sources (basic and additional) in the process of electricity generation, information about the rest of additional fuels with share in generation greater than 2% shall be entered in the "Additional information" field.

- "E/Q – annual power to heat ratio" – this section is to be filled if in field "Function in the system" user has selected "Electricity and heat generator (cogeneration)".

Additional parameters

Basic energy source*

Additional energy source

E/Q - annual power to heat ratio*

The information in this section is confidential

If the physical cross-border unit includes energy storage, user shall also provide its parameters in section "Storage parameters".

Storage parameters **

Storage capacity (MWh)

Single charge/discharge cycle efficiency (%)

Maximum charging power (MW)

Maximum discharging power (MW)

The information in this section is confidential

** Applicable only if the energy storage is a part of a physical cross-border unit

All abovementioned information may be marked as confidential.

After filling all mandatory fields user can proceed to the next section by clicking the "Next section" button.

3.1.3. Section VI – Technical parameters

In this section, user shall indicate unit CO₂ emission factor (g/KWh) regarding capacity market unit as a whole.

Value shall be filled into the table below.

NOTE: A detailed description in regard to determination the values of technical parameters is presented in the document entitled "Metodyka obliczeń wartości parametrów techniczno-ekonomicznych" available at www.rynekmocy.pl in the section "Certyfikacja do aukcji".

VI. Technical parameters

Unit CO₂ emission factor submitted in the pre-auction bid 56,000

Unit emission factor*

I declare that established Capacity Market Unit does not consist of physical cross-border units with a carbon dioxide emission factor higher than value stated in the pre-auction bid being the subject of the application.*

The information in this section is confidential

[← Previous section](#) [Next section →](#)

According to section 5.2.3.7 of the Capacity Market Rules, capacity market unit's CO₂ unit emission factor shall not exceed value indicated in the pre-auction offers, which is displayed in this section.

Unit CO ₂ emission factor submitted in the pre-auction bid	222,000
Unit emission factor*	<input type="text"/>
<input type="checkbox"/> I declare that established Capacity Market Unit does not consist of physical cross-border units with a carbon dioxide emission factor higher than value stated in the pre-auction bid being the subject of the application.*	
<input type="checkbox"/> The information in this section is confidential	
← Previous section	Next section →

If unit emission factor has been added, user shall make the following statement:

- "I declare that established Capacity Market Unit does not consist of physical cross-border units with a carbon dioxide emission factor higher than value stated in the pre-auction bid being the subject of the application."

by selecting relevant checkbox.

<input checked="" type="checkbox"/> I declare that established Capacity Market Unit does not consist of physical cross-border units with a carbon dioxide emission factor higher than value stated in the pre-auction bid being the subject of the application.*
--

If any of the fields is omitted, the message "**Field is required**" will be displayed and the "**Next section**" button will be disabled.

NOTE: If the capacity market unit does not emit a carbon dioxide, emission factor shall be filled as "0".

VI. Technical parameters	
Unit CO ₂ emission factor submitted in the pre-auction bid	56,000
Unit emission factor*	<input type="text"/> Field is required
<input type="checkbox"/> I declare that established Capacity Market Unit does not consist of physical cross-border units with a carbon dioxide emission factor higher than value stated in the pre-auction bid being the subject of the application.* Field is required	
<input type="checkbox"/> The information in this section is confidential	
← Previous section	Next section →

User may mark all added parameters as confidential by selecting the checkbox:

<input checked="" type="checkbox"/> The information in this section is confidential

After filling all mandatory fields user can proceed to the next section by clicking the "**Next section**" button.

3.1.4. Section VII – Attachments

In **section VII** user shall add appendixes relating to the individual physical cross-border units forming part of the capacity market unit, appendixes regarding the capacity market unit itself and appendixes regarding the capacity provider. By default, after entering **section VII**, the tab concerning the first added physical cross-border unit opens.

It is possible to switch between tabs regarding physical cross-border units, capacity market unit and capacity provider by selecting the appropriate tab from the panel on the left.

In regard to physical cross-border units, system displays following fields:

- **Confirmation stating compliance with the actual situation of the technical parameters and location of physical cross-border unit** – user shall add the Appendix 7.4 to the Capacity Market Rules, issued by the relevant transmission system operator within whose territory the foreign physical cross-border unit is located. Adding at least one appendix in this field is mandatory. A maximum of 20 appendixes can be added.
- **Information confirming the ability of physical cross-border unit to provide net maximum capacity during the delivery period for a continuous period not shorter than 4 hours** – user shall add the Appendix 7.1 to the Capacity Market Rules. Adding the appendix in this field is mandatory.
- **Information on existing and planned time restrictions on the operation of a physical unit resulting from separate provisions, e.g. from environmental regulations** – a description of the operating restrictions, including their duration and legal basis, shall be entered in this field. If the physical cross-border does not have such restrictions, user shall enter "None" in this field. Completion of this field is mandatory - a maximum of 1000 characters may be entered.

- **Commitment issued by the relevant transmission system operator within whose territory the physical cross-border unit is located, to provide the PSE with metering/billing data and data regarding generation bids submitted by a physical cross-border unit** – user shall add the Appendix 7.5 to the Capacity Market Rules, issued by the relevant transmission system operator within whose territory the foreign physical cross-border unit is located. Adding at least one appendix in this field is mandatory. A maximum of 10 appendixes can be added.

In section "**Appendixes regarding the Capacity Market Unit**" following appendixes shall be attached:

- **Data necessary to verify the calculation of unit CO₂ emission in regard to generating units** – user shall add the Appendix 7.10 to the Capacity Market Rules. Adding the appendix in this field is mandatory, only for units that include generating units for which at least one of the sources of basic energy is a source referred to in Section. 6.2.2.4 subsections 10), 16) - 34) and 40) Capacity Market Rules.
- any additional appendixes regarding the capacity market unit.

Last section "**Appendixes regarding the capacity provider**" following appendixes shall be attached:

- **Information provided when applying for state aid other than agricultural or fishing aid, de minimis aid or de minimis aid in agriculture and fishing** - user shall add the form of information, drawn up in accordance with the template forming Attachment 1 to the Regulation of the Council of Ministers of 29 March 2010 (Journal of Laws of 2010, No. 53, item 312) in respect to the scope of provided information by the entity applying for state aid other than agriculture or fishing aid, de minimis aid or de minimis aid in agriculture or fishing. Adding the appendix in this field is mandatory,
- **Statement on the economic situation of the entity as a group** - user shall add a statement in accordance with the template available at: <https://www.pse.pl/web/pse-eng/areas-of-activity/capacity-market/certification-for-uction> Adding the appendix in this field is mandatory.
- **Financial statements for the last 3 financial years** - financial statements for the past 3 financial years, drawn up in accordance with the relevant laws of the capacity provider's country of domicile or residence. Adding the appendix in this field is mandatory.

NOTE: A detailed description of way of completing the appendixes on state aid is presented in the materials posted on www.rynekmocy.pl in the section "Certyfikacja do aukcji", in the document called "Badanie sytuacji ekonomicznej przedsiębiorstwa w kontekście udziału w rynku mocy" and in the section "[Certification for auction](#)" under the appropriate tabs.

Each of the appendixes may be marked as confidential by selecting relevant checkbox.

NOTE: All appendixes submitted to PURM shall be in .PDF format and shall be affixed with a qualified electronic signature of the person who submits the application. An exception is a power of attorney signed with a qualified electronic signature of representatives of the entity issuing it. The size limit for a single appendix is 20 MB.

Next, user should start the process of uploading attachments to the application by clicking "**Next section**". If not all of the requirements of this section have been met, e.g. user did not add all required attachments, the process of filling in the application will be stopped and user will be informed through appropriate icons in the panel for which units the appendixes are missing.

If the appropriate corrections have been made, the "**Next section**" button will be unlocked. Clicking it will add attachments to the form and allows user to proceed to the next section.

3.1.5. Section VIII – Volume of capacity obligation

Section VIII regards the capacity obligation to be offered during the capacity auction by the capacity market unit.

VIII. Volume of capacity obligation	
Net maximum capacity of the Capacity Market Unit (MW)	4,000
De-rating factor of the Capacity Market Unit	0,9154
Volume of capacity obligation accepted in the pre-auction (MW)	111,000
Maximum volume of capacity obligation that can be offered in the auction (MW)	3,661
Volume of capacity obligation to be offered in the auction (MW)*	<input type="text"/>
<input type="checkbox"/> The information on the volume of offered capacity obligation is confidential	
<div style="display: flex; justify-content: space-between;"> ← Previous section Next section → </div>	

The values displayed in **section VIII** are calculated based on the data entered by user in **sections IV and V**. The section shall contain the following data:

- **Net maximum capacity of the Capacity Market Unit (MW)** – calculated as the sum of net maximum capacities of each physical cross-border unit forming part of the capacity market unit;
- **De-rating factor of the Capacity Market Unit** – in case of capacity market unit comprising multiple physical cross-border units it is determined as the lowest value of de-rating factors assigned to each physical cross-border unit;
- **Volume of capacity obligation accepted in the pre-auction (MW)** – maximum capacity obligation to be offered in the capacity auction taking into account only the capacity obligation accepted during the pre-auction;
- **Maximum volume of capacity obligation that can be offered in auction (MW)** – maximum capacity obligation to be offered in the capacity auction taking into account only net maximum capacity of the capacity market unit and its de-rating factor;
- **Volume of capacity obligation to be offered in the auction (MW)** – volume of capacity obligation which will be offered during the capacity auction.

NOTE: In field "Volume of capacity obligation to be offered in the auction (MW)" user may enter a volume of capacity obligation higher or equal to 2 MW and no higher than the maximum capacity obligation to be offered and the capacity obligation accepted during the pre-auction. If the entered value does not meet these conditions, the note is displayed and the possibility to proceed to the next section on is blocked.

It is possible to mark the value of offered capacity obligation as confidential by selecting checkbox:

The information on the volume of offered capacity obligation is confidential

After filling all mandatory fields user can proceed to the next section by clicking the **"Next section"** button. Further steps, including the process of signing the application, are described in Section 3.3.

3.2 Unproven demand side response capacity market unit

3.2.1 Section IV - Capacity market unit establishment

The completion of **section IV** shall start with name of the capacity market unit in the indicated field:

Name of the Capacity Market Unit*

NOTE: Name of the capacity market unit shall be freely determined by user. It is recommended that its name refers to the content of the capacity market unit, e.g. „ABC Power Station Unit 1”.

Subsequently, from the drop-down list of capacity market unit types, user shall choose: **"Unproven demand-side response capacity market unit"**.

Type of the Capacity Market Unit*

When this type of capacity market unit is selected, the **section IV** appearance is as below:

IV. Capacity Market Unit establishment

Name of the Capacity Market Unit*

Type of the Capacity Market Unit*

Add a physical cross-border unit

Choose the unit from the list of physical cross-border units previously entered into the register

Enter the code of physical cross-border unit previously entered into the register

Enter a new physical cross-border unit

Code of physical cross-border unit

Code of physical cross-border unit

Name of the physical cross-border unit*

Type of the physical cross-border unit*

Net maximum capacity [MW]*

EIC Code*

Code of physical cross-border unit	EIC Code	Name of the physical cross-border unit	Net maximum capacity [MW]	Type of the physical cross-border unit
No units have been added				
Sum			0,000	

I agree to the acquisition by the PSE of metering/billing data concerning physical cross-border units declared for an auction in a given certification, from the commencement date of the delivery period to the end of the certificate validity period*

I declare that no circumstances referred to in Article 16 (2) of the Capacity Market Act have occurred or will occur for any physical cross-border unit that will form part of the Capacity Market Unit to be created*

The following step is to add the individual physical cross-border units forming part of capacity market unit to be created. The user can do it in three different ways:

- by checking the box **"Choose the unit from the list of physical cross-border units previously entered into the register"** and selecting a physical cross-border unit from the list of units available to the user. This option is checked by default,

Add a physical cross-border unit

Choose the unit from the list of physical cross-border units previously entered into the register

Enter the code of physical cross-border unit previously entered into the register

Enter a new physical cross-border unit

Code of physical cross-border unit

Code of physical cross-border unit

OR

- by checking the box **"Enter the code of physical cross-border unit previously entered into the register"** and entering the code of the physical cross-border unit in the relevant field (any unit can be indicated in this way),

Add a physical cross-border unit

Choose the unit from the list of physical cross-border units previously entered into the register
 Enter the code of physical cross-border unit previously entered into the register
 Enter a new physical cross-border unit

Code of physical cross-border unit

Code of physical cross-border unit

JF/F73AD46F8B/2443

Add unit

NOTE: The code of the physical cross-border unit can be found in the .pdf of the application for certification of capacity market unit comprising physical cross-border units in the section "4. capacity market unit establishment". It is of the form JF/XXXXXXXX/nnnn. Downloading the .pdf file with the application is described in Section 4.1.2.

4. Utworzenie jednostki rynku mocy				
Nazwa jednostki rynku mocy	Block 1_DSR			
Typ jednostki rynku mocy	niepotwierdzona jednostka rynku mocy redukcji zapotrzebowania			
Wnioskowany okres trwania obowiązku mocowego (w latach)	1			
Jednostki fizyczne				
Lp.	Kod jednostki fizycznej	Nazwa jednostki fizycznej	Moc osiągalna netto [MW]	Dostawca mocy jest właścicielem jednostki
1	JF/CCAD50E8FA/7156	Block 1_DSR_a	7.0	<input type="checkbox"/>
2	JF/913B66CF8E/7157	Block 1_DSR_b	5.0	<input checked="" type="checkbox"/>
Suma			12.0	

or

- by checking the box **"Enter a new physical cross-bored unit"** and entering the required data of the unit.

Add a physical cross-border unit

Choose the unit from the list of physical cross-border units previously entered into the register
 Enter the code of physical cross-border unit previously entered into the register
 Enter a new physical cross-border unit

Code of physical cross-border unit

Code of physical cross-border unit

Name of the physical cross-border unit*

Type of the physical cross-border unit*

Net maximum capacity [MW]*

EIC Code* ⓘ

+ Add another EIC code

Add unit

In order to add physical cross-border unit, user shall provide its data such as: **"Name of physical cross-border unit"**, **"Net maximum capacity"** and **"EIC code"** in relevant fields.

Unit type shall be chosen from the drop-down list as:

- Physical cross-border demand-side response unit without internal energy source or
- Physical cross-border demand side response unit with internal energy source.

After choosing the unit from the list or filling in the data, "**Add unit**" button is activated. Clicking it adds the physical cross-border unit to the capacity market unit which is indicated by adding new record to the table.

Code of physical cross-border unit	EIC Code	Name of the physical cross-border unit	Net maximum capacity [MW]	Type of the physical cross-border unit
JF/241802A1AA/10057	123QWE24180, 222QWE24180	DSR2	12,000	Physical cross-border demand side response unit with internal energy source
Physical Unit 1	XDT0000000000000000	Block1_DSR_2	5,000	Physical cross-border demand-side response unit without internal energy source
Sum			17,000	

The capacity market unit may comprise more than one physical cross-border unit in accordance with Article 16 (1) of the Capacity Market Act.

NOTE: User may edit the net maximum capacity by clicking on the relevant field in the table.

An erroneously added physical cross-border unit can be deleted with the button in the table.

Code of physical cross-border unit	EIC Code	Name of the physical cross-border unit	Net maximum capacity [MW]	Type of the physical cross-border unit
JF/241802A1AA/10057	123QWE24180, 222QWE24180	DSR2	12,000	Physical cross-border demand side response unit with internal energy source
Physical Unit 1 ?	XDT0000000000000000	Block1_DSR_2	5,000	Physical cross-border demand-side response unit without internal energy source
Sum			17,000	

After adding all physical cross-border units to the capacity market unit, in order to proceed with the application, user shall make the following statements:

- "I agree to the acquisition by the PSE of metering/billing data concerning physical cross-border units declared for an auction in a given certification, from the commencement date of the delivery period to the end of the certificate validity period."
- "I declare that no circumstances referred to in Article 16 (2) of the Capacity Market Act have occurred or will occur for any physical cross-border unit that will form part of the capacity market unit to be created."

by selecting relevant checkboxes.

<input checked="" type="checkbox"/>	I agree to the acquisition by the PSE of metering/billing data concerning physical cross-border units declared for an auction in a given certification, from the commencement date of the delivery period to the end of the certificate validity period*
<input checked="" type="checkbox"/>	I declare that no circumstances referred to in Article 16 (2) of the Capacity Market Act have occurred or will occur for any physical cross-border unit that will form part of the Capacity Market Unit to be created*

NOTE: Submission of both statements is required to continue submitting the application for certification.

Moreover, in case at least one physical cross-border demand side response unit with internal energy source will form part of the capacity market unit to be created, certification form requires to submit declarations regarding the commercial production start date and the CO₂ emission limits. First, user shall choose from two possible options regarding the commercial production start date, listed below:

- **Declaration 1.A:** "I declare that all generating units included in physical cross-border units forming part of Capacity Market Unit to be created have started commercial production before 4th of July 2019."
- **Declaration 1.B:** "I declare that at least one of generating units included in physical cross-border units forming part of Capacity Market Unit to be created has not started commercial production yet or has started commercial production on 4th of July 2019 or later."

by selecting relevant radio button.

<input type="radio"/>	I declare that all generating units included in physical cross-border units forming part of Capacity Market Unit to be created, have started commercial production before 4th of July 2019.
<input type="radio"/>	I declare that at least one of generating units included in physical cross-border units forming part of Capacity Market Unit to be created, has not started commercial production yet or has started commercial production on 4th of July 2019 or later.

Subsequent declarations regarding the CO₂ emission limits:

- **Declaration 2.A:** "I declare that none of the generating units included in physical cross-border units forming part of Capacity Market Unit to be created will exceed the emission limit during delivery period which the certification regards."
- **Declaration 2.B:** "I declare that at least one of generating units included in physical cross-border units forming part of Capacity Market Unit to be created will exceed the emission limit during delivery period which the certification regards."

It is required to submit one of them by selecting relevant radio button.

<input type="radio"/>	I declare that none of the generating units included in physical cross-border units forming part of Capacity Market Unit to be created, will exceed the emission limit during delivery period which the certification regards.
<input type="radio"/>	I declare that at least one of generating units included in physical cross-border units forming part of Capacity Market Unit to be created, will exceed the emission limit during delivery period which the certification regards.

NOTE: The names and numbering of the declarations have been entered for the purpose of this manual only.

After filling all mandatory fields, user shall proceed to another section by clicking "**Next section**" button.

In the meantime, system checks if the requirements mentioned in Article 16 (1) of the Capacity Market Act are fulfilled. Positive verification enables user to proceed to the next section. Otherwise, a relevant message will be displayed and "**Next section**" button will be disabled until all necessary corrections are entered.

3.2.2 Section V – Physical cross-border unit’s owner identification data and formal documents

Section V concerns the owner identification data and formal documents of the physical cross-border units forming part of the capacity market unit.

NOTE: If the capacity market unit comprises more than one physical cross-border unit, then the owner’s identification data and formal documents shall be completed for each physical cross-border unit. It is possible to switch between tabs related to individual physical cross-border units by selecting a relevant tab from the panel above.



3.2.2.1. Section Va - Identification data of the physical cross-border unit owner

The following step is to provide identification data of the physical cross-border unit’s owner.

NOTE: In case of addition of a physical cross-border unit in Section IV using the option "Choose the unit from the list of physical cross-border units previously entered into the register", the fields in this section will be automatically completed with the data from the register.

NOTE: After checking "Capacity provider is the owner of physical cross-border unit in question", fields in this section will be automatically filled in with data submitted in section III. Section Vb is omitted.

JF/0E02012955/2485	Physical Unit 1
▼ Va. Identification data of the physical cross-border unit owner	
<input checked="" type="checkbox"/> Capacity provider is the owner of physical cross-border unit in question	

The completion of this section shall start with name of the physical cross-border unit owner and its legal form. In case of entities based outside of the Republic of Poland, from the drop-down list marked as "Legal form" user shall select "foreign entity".

Legal form* ▼

Identification data

Tax identification number

Number of entry in the relevant registry

foundation

other

natural person

sole proprietor

foreign entity

simple joint stock company

Person does not have a PESEL number

NOTE: If the desired legal form is not on the list, user shall select "other" and indicate that form in the field marked as "Additional Information".

▼ Va. Identification data of the physical cross-border unit owner

Capacity provider is the owner of physical cross-border unit in question

The name of the Capacity provider/first name and surname for a natural person*

Legal form*

Identification data

Tax identification number REGON number

Number of entry in the relevant registry PESEL number

Person does not have a PESEL number

Contact details

Email address

Telephone number

Address of registered office / residence

Country* Postcode*

Place* P.O. box

Street

House number* Unit number

The correspondence address is the same as the address of registered office

Correspondence address

Country* Postcode*

Place* P.O. box

Street

House number* Unit number

Additional information

[Next section →](#)

Selected legal form determines the data to be provided in field marked as "**Identification data**".

Depending on the requirements, user shall provide: NIP, REGON, KRS or PESEL of the physical cross-border unit owner. If the owner does not have an assigned PESEL number, select the "**Person does not have a PESEL number**", which allows user to enter a passport number instead.

NOTE: In the case of a sole proprietor, select "sole proprietor" in the "Legal form", and further complete the NIP and REGON number. In this case, the PESEL number is not required.

If, under the regulations of the capacity market, more than one NIP, REGON or PESEL number is required (e.g., if it is necessary to provide data of all partners of a civil partnership), they should be entered in the "**Additional information**".

In the next step, user shall enter contact details: "**Telephone number**" and "**E-mail address**". The data are not required, but may be useful in communication purposes.

Contact details

Email address

Telephone number

Next, physical cross-border unit owner's address details shall be filled, containing:

Address of registered office / residence

Country* Postcode*

Place* P.O. box

Street

House number* Unit number

The correspondence address is the same as the address of registered office

If the system does not recognize the place name, street name or postcode entered by user, an error "**Invalid postcode**" will be displayed. However, in the case of the registered office located outside Poland, the system does not forbid user to proceed.

Address of registered office / residence

Country*	<input type="text" value="Poland"/>	Postcode*	<input type="text" value="11-431"/>
			<small>Postcode not found</small>
Place*	<input type="text" value="Warszawa"/>	P.O. box	<input type="text"/>
Street	<input type="text" value="Aleja marsz. Józefa Piłsudskiego"/>		
House number*	<input type="text" value="1"/>	Unit number	<input type="text"/>

The correspondence address is the same as the address of registered office

If the correspondence address is identical as the address of registered office or residence, user shall select the option " **The correspondence address is the same as the address of registered office** ":

The correspondence address is the same as the address of registered office

The address details will be copied automatically.

After filling all mandatory fields, user shall proceed to another section by clicking "**Next section**".

3.2.2.2. Section Vb – Formal documents

Section Vb is only active if the capacity provider is not the owner of the physical cross-border unit.

Vb. Formal documents

Applicant and required documents

Legal representative of the owner's attorney

Document confirming the representation arrangements*

[Attach file](#)

No attachments

Attention: Please add at least 1 attachment
Maximum attachment size is 20 MB

Document confirming the authorization to represent the capacity provider (Appendix 4.2 to the Capacity Market Rules)*

[Attach file](#)

No attachments

Attention: Please add at least 1 attachment
Attention: please add up to 10 attachments.
Maximum attachment size is 20 MB

The information in the attachments is confidential

Additional attachments

[Attach file](#)

No attachments

Attention: please add up to 10 attachments.
Maximum attachment size is 20 MB

The information in the attachments is confidential

[← Previous section](#) [Next section →](#)

On the right side of the form there are fields to attach relevant documents to the application.

NOTE: All appendixes submitted to PURM shall be in .PDF format and shall be affixed with a qualified electronic signature of the person who submits the application. An exception is a power of attorney signed with a qualified electronic signature of representatives of the entity issuing it. The size limit for a single appendix is 20 MB.

In field marked as "**Document confirming the representation arrangements**" user shall attach:

- a current extract from a relevant registry regarding physical cross-border unit's owner, confirming the authority of the person signing the power of attorney.

In field marked as "**Document confirming the authorisation to represent the capacity provider**" user shall attach:

- appendix 4.2 do Capacity Market Rules "**Authorisation to submit applications for certification and act in the role of capacity provider**" authorising user to use given physical cross-border unit in capacity market unit to be created.

It is possible to mark added appendixes as confidential.

An erroneously added appendix can be deleted with the  button.

When all required appendixes have been added, clicking "**Next section**" will start the process of uploading them.

If the appendix is affixed with qualified electronic signature properly and if the process of uploading it succeeded, the appendix will be marked with „✔”.

Document confirming the representation arrangements*

Current extract from a relevant registry.pdf ✔ ✕

Attention: Please add at least 1 attachment
Maximum attachment size is 20 MB

Document confirming the authorization to represent the capacity provider (Appendix 4.2 to the Capacity Market Rules)*

Attach file

Appendix 4.2.pdf ✔ ✕

Attention: Please add at least 1 attachment
Attention: please add up to 10 attachments.
Maximum attachment size is 20 MB

In case the appendix is not affixed with a qualified electronic signature, an error "**Signature verification error**" will be displayed.

Error

Signature verification error

Close

If the attachment has not been properly signed with a qualified electronic signature and the upload process has failed, the attachment will be marked with "❗".

It is forbidden to add appendixes in different than .PDF format. In case of uploading a file in other format, an error "**Invalid file format, allowed file formats: PDF**" will be displayed.

Attach file

✕ Invalid file format, allowed formats: PDF ✕

No attachments

Attention: please add up to 10 attachments.

After correctly adding the appendixes, user shall proceed to next section by clicking "**Next section**".

NOTE: Each attachment is scanned for viruses and malware. Due to the scanning process, a preview of the submitted application and appendixes may be delayed.

3.2.2.3. Section Vc – Location and technical parameters of physical cross-border unit

Section Vc concerns the location and technical parameters of physical cross-border unit forming part of the capacity market unit which is the subject of the application for certification. This section will be described separately for the physical cross-border demand side response unit without internal energy source and physical cross-border demand side response unit with internal energy source.

NOTE: In case of addition of a physical cross-border unit in section IV using the option "Choose the unit from the list of physical cross-border units previously entered into the register", the fields in this section will automatically be completed with the data from the register.

a. **Physical cross-border demand-side response unit without internal energy source**

On the left-hand side of the form, user shall enter the location of the physical cross-border unit. The mandatory fields are:

- "Country",
- "Place",
- "Postcode",
- „House numer”.

NOTE: House number means the number of the building or property.

Where a physical cross-border unit has not been assigned with a house number, the value "0" shall be entered in the "House number" field. Instead, the registration numbers of all the parcels with their respective precincts shall be entered in the "Additional information" field. In addition, it is possible to mark the information submitted in this section as confidential.

NOTE: It is also possible to attach a list of the parcels on which the physical cross-border unit is located in the field "Additional information" in Section Vb.

On the right side of the form one can find section regarding the technical parameters of physical cross-border unit.

NOTE: The change of the net maximum capacity of a physical cross-border unit is possible in Section IV.

If the physical cross-border unit includes energy storage, user shall also provide its parameters in section "Storage parameters".

All abovementioned information may be marked as confidential.

After filling all mandatory fields, user shall proceed to another section by clicking "Next section".

b. Physical cross-border demand side response unit with internal energy source

▼ Vc. Location and technical parameters of physical unit

Address ?

Country* Postcode*

Place* P.O. box

Street

House number* ? Unit number

Additional information

The information in this section is confidential

Basic parameters

Net maximum capacity (MW)

Function in the system

Energy production technology of the largest internal source*

Additional parameters

Basic energy source for the largest internal source*

Additional energy source for the largest internal source

Gross maximum capacity (MW) of all internal sources*

Gross maximum capacity (MW) of the largest internal source*

The information in this section is confidential

Storage parameters **

Storage capacity (MWh)

Single charge/discharge cycle efficiency (%)

Maximum charging power (MW)

Maximum discharging power (MW)

The information in this section is confidential

** Applicable only if the energy storage is a part of a physical cross-border unit

← Previous section

On the left-hand side of the form, user shall enter the location of the physical cross-border unit. The mandatory fields are:

- "Country",
- "Place",
- "Postcode",
- „House number”.

NOTE: House number means the number of the building or property.

Where a physical cross-border unit has not been assigned with a house number, the value "0" shall be entered in the "House number" field. Instead, the registration numbers of all the parcels with their respective precincts shall be entered in the "Additional information" field. In addition, it is possible to mark the information submitted in this section as confidential.

NOTE: It is also possible to attach a list of the parcels on which the physical cross-border unit is located in the field "Additional information" in Section Vb.

On the right side of the form, user can find section regarding the technical parameters of physical cross-border unit.

Basic parameters	
Net maximum capacity (MW)	5,000
Function in the system	End user
Energy production technology of the largest internal source*	
Additional parameters	
Basic energy source for the largest internal source*	
Additional energy source for the largest internal source	
Gross maximum capacity (MW) of all internal sources*	
Gross maximum capacity (MW) of the largest internal source*	
<input type="checkbox"/> The information in this section is confidential	

NOTE: The change of the net maximum capacity of a physical cross-border unit is possible in Section IV.

The mandatory fields are:

- **"Energy production technology of the largest internal source"**– chosen in accordance with the list in section 6.2.2.3 of the Capacity Market Rules,

Energy production technology of the largest internal source*	<div style="border: 1px solid gray; padding: 5px;"> <div style="background-color: #4a86e8; color: white; padding: 2px 5px; display: flex; justify-content: space-between; align-items: center;"> ▼ </div> <div style="background-color: #e0e0e0; padding: 2px 5px; margin-top: 2px;"> ▲ </div> <div style="padding: 2px 5px;">electrochemical battery</div> <div style="padding: 2px 5px;">compressed or liquid air battery</div> <div style="padding: 2px 5px;">flow battery</div> <div style="padding: 2px 5px;">hybrid renewable energy source plant</div> <div style="padding: 2px 5px;">kinetic energy reservoir (flywheel)</div> <div style="padding: 2px 5px;">photovoltaic module</div> <div style="background-color: #e0e0e0; padding: 2px 5px; margin-top: 2px;"> ▼ </div> </div>
Additional parameters	
Basic energy source for the largest internal source*	
Additional energy source for the largest internal source	

NOTE: If given physical cross-border unit uses an energy production technology not included in the defined list, the option "other" shall be selected and information about the used energy production technology shall be entered in the field "Additional information".

- **"Basic energy source for the largest internal source"** - chosen in accordance with the list in section 6.2.2.4 of the Capacity Market Rules,

Additional parameters

Basic energy source for the largest internal source*

Additional energy source for the largest internal source

Gross maximum capacity (MW) of all internal sources*

Gross maximum capacity (MW) of the largest internal source*

The information in this section is confidential

Field "Additional energy source for the largest internal source" is optional. The rules for determining the energy production technology, basic and additional energy sources are contained in section 6.3.2.1(5) of the Capacity Market Rules. The field "Additional information" on the left side of the section serves to submit additional information helpful in the application verification process.

NOTE: In case given physical cross-border unit uses more than 2 energy sources (basic and additional) in the process of electricity generation, information about the rest of additional fuels with a share in generation greater than 2% shall be entered in the "Additional information" field.

- "Gross maximum capacity of all internal sources",
- "Gross maximum capacity of the largest internal source".

Additional parameters

Basic energy source for the largest internal source*

Additional energy source for the largest internal source

Gross maximum capacity (MW) of all internal sources*

Gross maximum capacity (MW) of the largest internal source*

The information in this section is confidential

If the physical cross-border unit includes energy storage, user shall also provide its parameters in section "Storage parameters".

Storage parameters **

Storage capacity (MWh)

Single charge/discharge cycle efficiency (%)

Maximum charging power (MW)

Maximum discharging power (MW)

The information in this section is confidential

** Applicable only if the energy storage is a part of a physical cross-border unit

All abovementioned information may be marked as confidential.

After filling all mandatory fields, user shall proceed to another section by clicking "**Next section**".

3.2.3 Section VI – Technical parameters

Section VI is displayed and mandatory if at least one physical cross-border demand side response unit with internal energy source will form part of the capacity market unit to be created.

In the case of unproven demand side response capacity market units without internal energy source, section VI (technical parameters) is inactive, and the system automatically directs us to the next section," Attachments

In this section, user shall indicate unit CO₂ emission factor (g/KWh) regarding capacity market unit as a whole.

Value shall be filled into the table below.

NOTE: A detailed description of how to determine the values of technical parameters is presented in the document entitled "Metodyka obliczeń wartości parametrów techniczno-ekonomicznych" available at www.rynekmocy.pl in the section „Certyfikacja do aukcji”.

According to section 5.2.3.7 of the Capacity Market Rules, capacity market unit's CO₂ unit emission factor shall not exceed value indicated in the pre-auction offers, which is displayed in this section.

If unit emission factor has been added, user shall make the following statement:

- "I declare that established capacity market unit does not consist of physical cross-border units with a carbon dioxide emission factor higher than value stated in the pre-auction bid being the subject of the application."

by selecting relevant checkbox.

If any of the fields is omitted, the message "**Field is required**" will be displayed and the "**Next section**" button will be disabled.

NOTE: If the capacity market unit does not emit a carbon dioxide, emission factor shall be filled as "0".

User may mark all added parameters as confidential by selecting relevant checkbox.

After filling all mandatory fields, user shall proceed to another section by clicking "**Next section**".

3.2.4 Section VII – Attachments

In **section VIII** user shall add appendixes relating to the individual physical cross-border units forming part of the capacity market unit, appendixes regarding the capacity market unit itself and appendixes regarding the capacity provider. By default, after entering **section VII**, the tab concerning the first added physical cross-border unit opens.

It is possible to switch between tabs regarding physical cross-border units, capacity market unit and capacity provider by selecting the appropriate tab from the panel on the left.

In regard to physical cross-border units, system displays fields:

- **Confirmation stating compliance with the actual situation of the technical parameters and location of physical cross-border unit** – user shall add the Appendix 7.4 to the Capacity Market Rules, issued by the relevant transmission system operator within whose territory the foreign physical cross-border unit is located. Adding at least one appendix in this field is mandatory. A maximum of 20 appendixes can be added.
- **Commitment issued by the relevant transmission system operator within whose territory the physical cross-border unit is located, to provide PSE with metering/billing data and data regarding generation bids submitted by a physical cross-border unit** – user shall add the Appendix 7.5 to the Capacity Market Rules, issued by the relevant transmission system operator within whose territory the foreign physical cross-border unit is located. Adding at least one appendix in this field is mandatory. A maximum of 10 appendixes can be added.

In section "Appendixes regarding the capacity market unit" following appendixes shall be attached:

- **Data necessary to verify the calculation of unit CO₂ emission factor in regard to generating units** – user shall add the Appendix 7.10 to the Capacity Market Rules. Adding the appendix in this field is mandatory if at least one physical cross-border demand side response unit with internal energy source will form part of the capacity market unit to be created and include generating

units for which at least one of the sources of basic energy is a source referred to in Section. 6.2.2.4 subsections 10), 16) - 34) and 40) Capacity Market Rules.

- any additional appendixes regarding the capacity market unit.

Moreover, in this section user shall provide:

- **Information on the actions by which reduction of capacity demand from a Capacity Market Unit will be performed** – adding text information in this field is mandatory. Include a brief description of how the capacity reduction will be achieved, such as: turning off facilities, reducing production, etc. A maximum of 3000 characters can be added.

Last section "**Appendixes regarding the capacity provider**" following appendixes shall be attached:

- **Information provided when applying for state aid other than agricultural or fishing aid, de minimis aid or de minimis aid in agriculture and fishing** - user shall add the form of information, drawn up in accordance with the template forming Attachment 1 to the Regulation of the Council of Ministers of 29 March 2010 (Journal of Laws of 2010, No. 53, item 312) in respect to the scope of provided information by the entity applying for state aid other than agriculture or fishing aid, de minimis aid or de minimis aid in agriculture or fishing. Adding the appendix in this field is mandatory.
- **Statement on the economic situation of the entity as a group** - user shall add a statement in accordance with the template available at: <https://www.pse.pl/web/pse-eng/areas-of-activity/capacity-market/certification-for-auction>. Adding the appendix in this field is mandatory.
- **Financial statements for the last 3 financial years** - financial statements for the past 3 financial years, drawn up in accordance with the relevant laws of the capacity provider's country of domicile or residence. Adding the appendix in this field is mandatory.

NOTE: A detailed description of way of completing the appendixes on state aid is presented in the materials posted on www.rynekmocy.pl in the section "Certyfikacja do aukcji", in the document called "Badanie sytuacji ekonomicznej przedsiębiorstwa w kontekście udziału w rynku mocy" and in the section "[Certification for auction](#)" under the appropriate tabs.

Any of the appendixes may be marked as confidential by selecting relevant checkbox.

NOTE: All appendixes submitted to PURM shall be in .PDF format and shall be affixed with a qualified electronic signature of the person who submits the application. An exception is a power of attorney signed with a qualified electronic signature of representatives of the entity issuing it. The size limit for a single appendix is 20 MB.

Next, user should start the process of uploading attachments to the application by clicking "**Next section**". If not all of the requirements of this section have been met, e.g. user did not add all required attachments, the process of filling in the application will be stopped and user will be informed through appropriate icons in the panel for which units the appendixes are missing.

If the appropriate corrections have been made, the "**Next section**" button will be unlocked. Clicking it will add attachments to the form and proceed to the next section.

3.2.5 Section VIII – Volume of capacity obligation

Section VIII regards the capacity obligation to be offered during the capacity auction by the capacity market unit.

VIII. Volume of capacity obligation

Net maximum capacity of the Capacity Market Unit (MW)	4,000
De-rating factor of the Capacity Market Unit	0,9154
Volume of capacity obligation accepted in the pre-auction (MW)	111,000
Maximum volume of capacity obligation that can be offered in the auction (MW)	3,661
Volume of capacity obligation to be offered in the auction (MW)*	<input type="text"/>

The information on the volume of offered capacity obligation is confidential

[← Previous section](#)
[Next section →](#)

The values displayed in **section VIII** are calculated based on the data entered by user in **sections IV and V**. The section shall contain the following data:

- **Net maximum capacity of the Capacity Market Unit (MW)** – calculated as the sum of net maximum capacities of each physical cross-border unit forming part of the capacity market unit;
- **De-rating factor of the Capacity Market Unit** – in case of capacity market unit comprising multiple physical cross-border units it is determined as the lowest value of de-rating factors assigned to each physical cross-border unit;
- **Volume of capacity obligation accepted in the pre-auction (MW)** – maximum capacity obligation to be offered in the capacity auction taking into account only the capacity obligation accepted during the pre-auction;
- **Maximum volume of capacity obligation that can be offered in the auction (MW)** – maximum capacity obligation to be offered in the capacity auction taking into account only net maximum capacity of the capacity market unit and its de-rating factor;
- **Volume of capacity obligation to be offered in the auction (MW)** – volume of capacity obligation which will be offered during the capacity auction.

NOTE: In field "Volume of capacity obligation to be offered in the auction (MW)" user may enter a volume of capacity obligation higher or equal to 2 MW and no higher than the maximum capacity obligation to be offered and the capacity obligation accepted during the pre-auction. If the entered value does not meet these conditions, a note is displayed and the possibility to proceed to the next section on is blocked.

It is possible to mark the value of offered capacity obligation as confidential by selecting relevant checkbox.

The information on the volume of offered capacity obligation is confidential

After filling all mandatory fields, user shall proceed to another section by clicking **"Next section"**.

3.3 Reviewing, editing and signing the application

At the final stage of the application for certification user is able to either sign it or edit the application form.

Application for certification of Capacity Market Unit comprising physical cross-border units

- > I. The aim of the application
- > II. Capacity provider's identification data
- > III. Powers of attorney and formal documents
- > IV. Capacity Market Unit establishment
- > V. Physical cross-border unit owner identification data and formal documents
- > VI. Technical parameters
- > VII. Attachments
- > VIII. Volume of capacity obligation

Edit Sign the application form

By clicking "Edit" user is able to return to previous section of the application form. Then, by clicking "Previous section" or "Next section", user may navigate through the sections of the application. Moreover, user is able to view each section by selecting the relevant section header (by clicking on the header), however in view mode, it is not possible to edit the data.

NOTE: Editing the application before signing it may result with the deletion of the entered data.

Application for certification of Capacity Market Unit comprising physical cross-border units

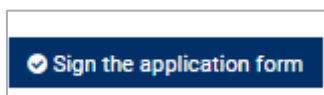
- > I. The aim of the application
- > II. Capacity provider's identification data
- > III. Powers of attorney and formal documents
- > IV. Capacity Market Unit establishment
- > V. Physical cross-border unit owner identification data and formal documents
- > VI. Technical parameters
- > VII. Attachments
- ▼ VIII. Volume of capacity obligation

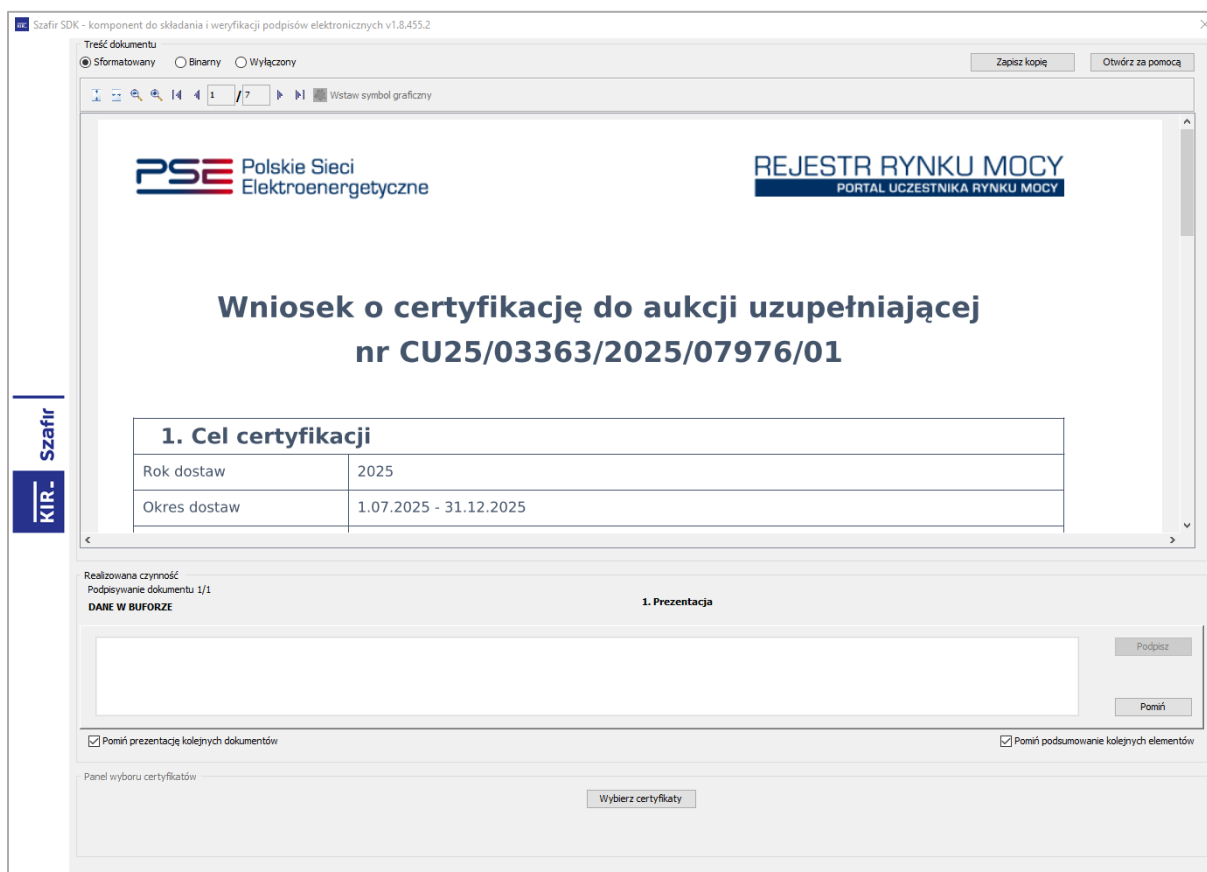
Net maximum capacity of the Capacity Market Unit (MW)	17,000
De-rating factor of the Capacity Market Unit	0,8236
Volume of capacity obligation accepted in the pre-auction (MW)	111,000
Maximum volume of capacity obligation that can be offered in the auction (MW)	14,001
Volume of capacity obligation to be offered in the auction (MW)*	10,000

The information on the volume of offered capacity obligation is confidential

← Previous section
Next section →

After filling all mandatory fields, the process of submitting the application shall be started by clicking "Sign the application form". System shall generate a document with filled data, which has to be signed with user's qualified electronic signature. The process of signing the application for certification with a qualified electronic signature takes place analogously to the process of creating a user account, described in "Portal Uczestnika Rynku Mocy user Manual. Pre-auction process" in chapter 2.





After the application for certification has been properly signed, user shall confirm its submission by SMS code. The SMS code shall be sent to the phone number assigned to user account. In order to confirm submission, the received SMS code shall be entered into the "SMS code" field and confirmed by clicking "Confirm" button.

SMS Confirmation

Enter the SMS code*

NOTE: The SMS code is active only for 20 minutes. After the time SMS code expires and it is necessary to go through the offer signing process again.

If an SMS code is entered incorrectly, the note "Wrong code entered. Please try again" is displayed.

Error

Wrong code entered. Please try again

NOTE: After 3 unsuccessful input attempts, the code expires and it is necessary to go through the offer signing process again.

After successful verification of the SMS code, the application is submitted and a confirmation message is sent to user's e-mail address. System proceeds to the window containing list of submitted applications.

NOTE: In order to successfully submit an application for certification, it is necessary to sign it with a qualified electronic signature and enter the SMS code. Failure to complete any of these steps will result in the application not being submitted.

4 BROWSING, WITHDRAWING AND RECTIFYING THE APPLICATIONS

In order to view the submitted applications for certification, user shall select **"Certification"** → **"List of applications for certification of Capacity Market Units comprising physical cross-border units"** from the main menu.



System proceeds to the list of applications for certification submitted by user. Moreover, list also contains applications submitted by other users, in regard to capacity providers for which user is assigned with rights to view the applications. The list may be refreshed by clicking **"Refresh"**.

The user can select the certification year from the drop-down list above the table.

List of applications for certification of Capacity Market Units comprising physical cross-border units									
Certification year: 2025									
Type of capacity auction	Delivery year	Application ID	Submission date	CMU name	CMU code	Status	Certificate ID	Application for termination	
Supplementary auction	2025	CU25/03348/2025/07913/04	2025-03-19 16:21	DSR1	JRM/3348	Submitted			
Supplementary auction	2025	CU25/02751/2025/07872/03	2025-03-18 14:31	CMU Blok 3	JRM/2751	Submitted			

The list contains:

- "Type of capacity auction" ,
- " Delivery year",
- "Application ID",
- "Submission date",
- "CMU name",
- "CMU code",
- "Status",
- "Certificate ID".
- "Application for termination"

User may sort presented applications by each column and search for a given application by entering the searched phrase in the field under the column name. Selecting the application is possible by clicking on a given row of the table. After selecting the application user is able to go through its details by clicking one of the active buttons below.

List of applications for certification of Capacity Market Units comprising physical cross-border units

Certification year: 2025

Type of capacity auction	Delivery year	Application ID	Submission date	CMU name	CMU code	Status	Certificate ID	Application for termination
Supplementary auction	2025	CU25/03348/2025/07913/04	2025-03-19 16:21	DSR1	JRM/3348	Submitted		
Supplementary auction	2025	CU25/02751/2025/07872/03	2025-03-18 14:31	CMU Blok 3	JRM/2751	Submitted		

Page 1 of 1 - 23 elements

4.1. Downloading the application, appendixes to the application and certificates

4.1.1. Generating the certificate

After the PSE has accepted the application, user may generate the certificate issued for the capacity market unit which was the subject of the application.

In order to generate the certificate, user shall select the application by clicking on a given row of the table and click **"Download the certificate"**. This button is available only in case the application for certification was approved by the PSE.

User is able to generate a certificate in regard to applications assigned with status **"Approved"** or **"Conditionally approved"**.

NOTE: Status of the application "Conditionally approved" is assigned to applications, which are accepted by the PSE and concern the unproven demand-side response capacity market units. In order to change its status to "Approved" capacity provider shall establish appropriate financial collateral.

4.1.2. Downloading the application and appendixes to the application

In order to download application form or any of the appendixes, user shall select given application and click **"List of appendixes and remarks"**. A table is displayed with a PDF files containing the submitted application and its appendixes. User is able to download them by clicking on the document icon on the right side of the table.

Attachments

Attachment name	Attachment date	Attachment type	
Odpis KRS.pdf	2021-03-23	Appendix confirming the legal authorization	
Wniosek o numerze CG21/01768/2022/03742/01.pdf	2021-03-23	Application for certification of capacity market unit comprising physical cross-border units in PDF format	
Appendix 7.4.pdf	2021-03-23	Confirmation stating compliance with the actual situation of the technical parameters and location of physical cross-border unit	
Appendix 7.5.pdf	2021-03-23	Commitment to provide the PSE with metering/billing data and data regarding bids on energy exchange and balancing market	
Appendix 7.5.pdf	2021-03-23	Commitment to provide the PSE with metering/billing data and data regarding bids on energy exchange and balancing market	
Appendix 7.4.pdf	2021-03-23	Confirmation stating compliance with the actual situation of the technical parameters and location of physical cross-border unit	
Current extract from a relevant registry.pdf	2021-03-23	Document confirming the representation arrangements	

Remarks

NOTE: Each appendix is scanned for viruses and malware. Due to the scanning process, the preview of the submitted application and appendixes may be available with a delay.

The yellow icon on the right side of the table indicates that the scanning process is in progress and that document shall be available for download after it is completed.

4.2. Browsing remarks to the application

In case the application was found to fail to meet all the requirements, PSE shall request the capacity provider to rectify formal defects or deficiencies of the application, specifying such defects or deficiencies in the request. In order to read the remarks, user shall select given application and click **"List of appendixes and remarks"**. The remarks will be displayed below the table containing appendixes.

Attachment name	Attachment date	Attachment type
Wniosek o numerze CG21/01854/2022/03972/01.pdf	2021-07-23	Application for certification of capacity market unit comprising physical cross-border units in PDF format
Appendix 7.5.pdf	2021-07-23	Commitment to provide the PSE with metering/billing data and data regarding bids on energy exchange and balancing market
Appendix 7.4.pdf	2021-07-23	Confirmation stating compliance with the actual situation of the technical parameters and location of physical cross-border unit
Appendix 7.5.pdf	2021-07-23	Commitment to provide the PSE with metering/billing data and data regarding bids on energy exchange and balancing market
Appendix 7.4.pdf	2021-07-23	Confirmation stating compliance with the actual situation of the technical parameters and location of physical cross-border unit

Remarks

WEZWANIE DO USUNIĘCIA WAD LUB BRAKÓW FORMALNYCH WNIOSKU NR CG21/01854/2022/03972/01 O CERTYFIKACJĘ W CERTYFIKACJI DO AUKCJI MOCY

Polskie Sieci Elektroenergetyczne S.A. („OSP”) – działając na podstawie art. 22 ust. 1 ustawy z dnia 8 grudnia 2017 r. o rynku mocy (t. j. Dz. U. z 2020 r. poz. 247 z późn. zm.) oraz pkt. 7.4.4.1 Regulaminu Rynku Mocy wzywają do usunięcia w nieprzekraczalnym terminie do dnia 02-08-2021 następujących wad i braków formalnych wniosku o certyfikację:

Wskazane wady lub braki formalne wniosku o certyfikację należy usunąć za pośrednictwem Portalu Uczestnika Rynku Mocy.

Na mocy art. 22 ust. 2 ustawy z dnia 8 grudnia 2017 r. o rynku mocy oraz pkt. 7.4.4.2 Regulaminu Rynku Mocy, w przypadku, gdy Dostawca Mocy, pomimo niniejszego wezwania, nie usunie wad lub braków formalnych wniosku o certyfikację, OSP odmawia wydania certyfikatu jednostce rynku mocy.

4.3. Rectifying the application

In order to rectify formal defects or deficiencies of the application, user shall select the application and click **"Rectify the application"**. This option is available during the submission period (for applications with status **"Submitted"**) or at a later stage in case the application was found to fail to meet all the requirements (the application is then assigned with the status **"Returned for correction"**).

List of applications for certification of Capacity Market Units comprising physical cross-border units

Certification year: 2025

Type of capacity auction	Delivery year	Application ID	Submission date	CMU name	CMU code	Status	Certificate ID	Application for termination
Supplementary auction	2025	CU25/03348/2025/07913/04	2025-03-19 16:21	DSR1	JRM/3348	Submitted		
Supplementary auction	2025	CU25/02751/2025/07872/03	2025-03-18 14:31	CMU Blok 3	JRM/2751	Submitted		

Page 1 of 1 - 23 elements

Refresh
List of appendixes and remarks
Withdraw the application
Terminate certificate
Download the certificate
Rectify the application

After clicking **"Rectify the application"**, a form filled with data from original application opens and user is able to edit it. Rectified application is assigned with the status **"Submitted"** and is marked with another

sequence number in the last part of the application number (in the example - number 02). The original application (with number 01) receives the status **"Rectified"**.

List of applications for certification of Capacity Market Units comprising physical cross-border units									
Certification year 2025									
Type of capacity auction	Delivery year	Application ID	Submission date	CMU name	CMU code	Status	Certificate ID	Application for termination	
Supplementary auction	2025	CU25/03348/2025/07913/04	2025-03-19 16:21	DSR1	JRM/3348	Rectified			
Supplementary auction	2025	CU25/02751/2025/07872/03	2025-03-18 14:31	CMU Blok 3	JRM/2751	Submitted			

Page 1 of 1 - 23 elements

User is able to correct the application for certification more than once during the submission period. After the submission period has ended, the application may be rectified only upon request of PSE.

4.4. Withdrawing the application

In order to withdraw the application for certification, user shall select given application and click **"Withdraw the application"**. User is able to withdraw the application before the deadline for its submission. After this date withdrawal of the application is not possible.

List of applications for certification of Capacity Market Units comprising physical cross-border units									
Certification year 2025									
Type of capacity auction	Delivery year	Application ID	Submission date	CMU name	CMU code	Status	Certificate ID	Application for termination	
Supplementary auction	2025	CU25/03348/2025/07913/04	2025-03-19 16:21	DSR1	JRM/3348	Rectified			
Supplementary auction	2025	CU25/02751/2025/07872/03	2025-03-18 14:31	CMU Blok 3	JRM/2751	Submitted			

Page 1 of 1 - 23 elements

After clicking **"Withdraw the application"**, system will ask user to confirm the action.

Withdrawal of application

Are you willing to withdraw the application?

After confirming the withdrawal with the **"OK"** button, system shall generate the application for withdrawal, which must be signed with user's qualified electronic signature. The process of signing the application for withdrawal with a qualified electronic signature takes place analogously to the process of signing the application in section 3.3.

After signing and approving the application for withdrawal with the SMS code, table with the list of submitted applications for certification is displayed. The application in question has the status **"Withdrawn"**.

List of applications for certification of Capacity Market Units comprising physical cross-border units									
Certification year 2025									
Type of capacity auction	Delivery year	Application ID	Submission date	CMU name	CMU code	Status	Certificate ID	Application for termination	
Supplementary auction	2025	CU25/03348/2025/07913/04	2025-03-19 16:21	DSR1	JRM/3348	Withdrawn			
Supplementary auction	2025	CU25/02751/2025/07872/03	2025-03-18 14:31	CMU Blok 3	JRM/2751	Submitted			

Page 1 of 1 - 23 elements

[Refresh](#)
[List of appendixes and remarks](#)
[Withdraw the application](#)
[Terminate certificate](#)
[Download the certificate](#)
[Rectify the application](#)

It is still possible to download the withdrawn application and its attachments, as described in section 4.1.